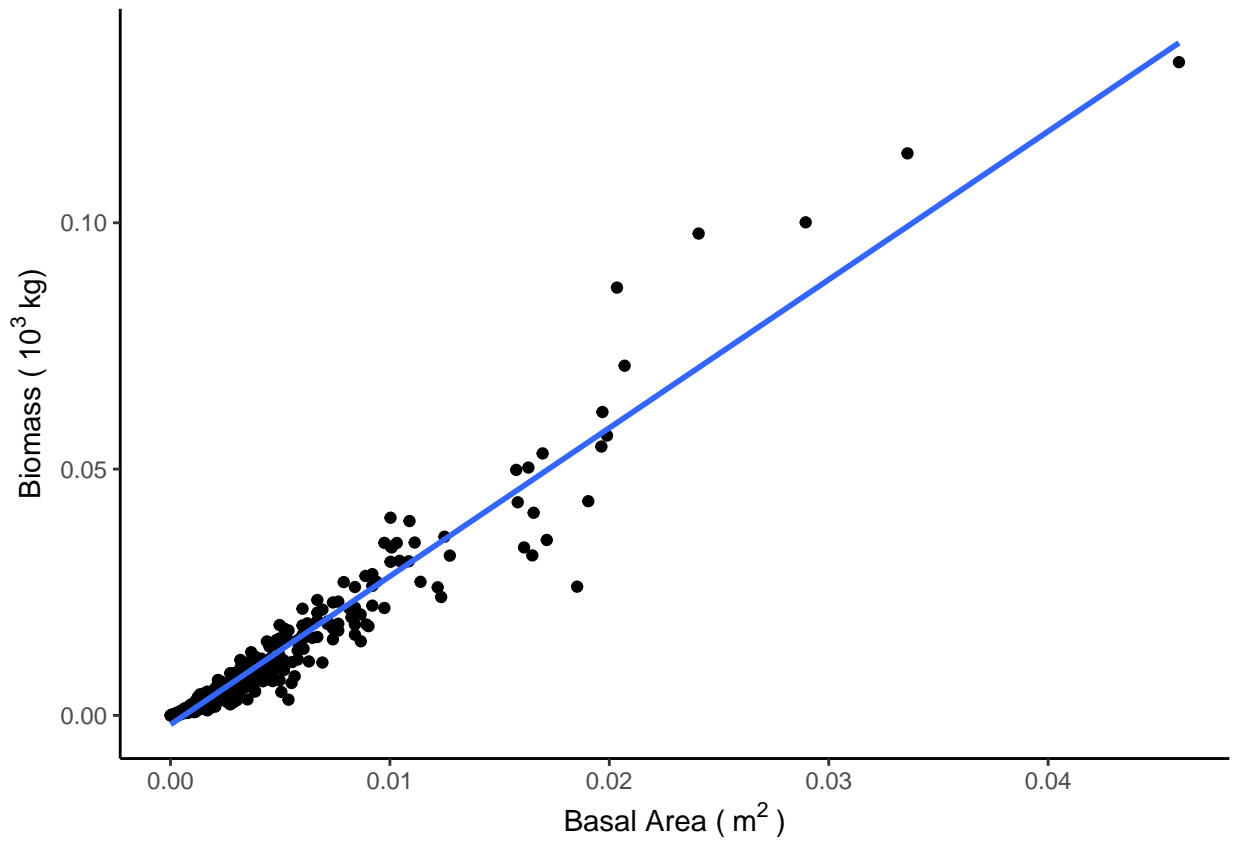


Supplementary material III-S4

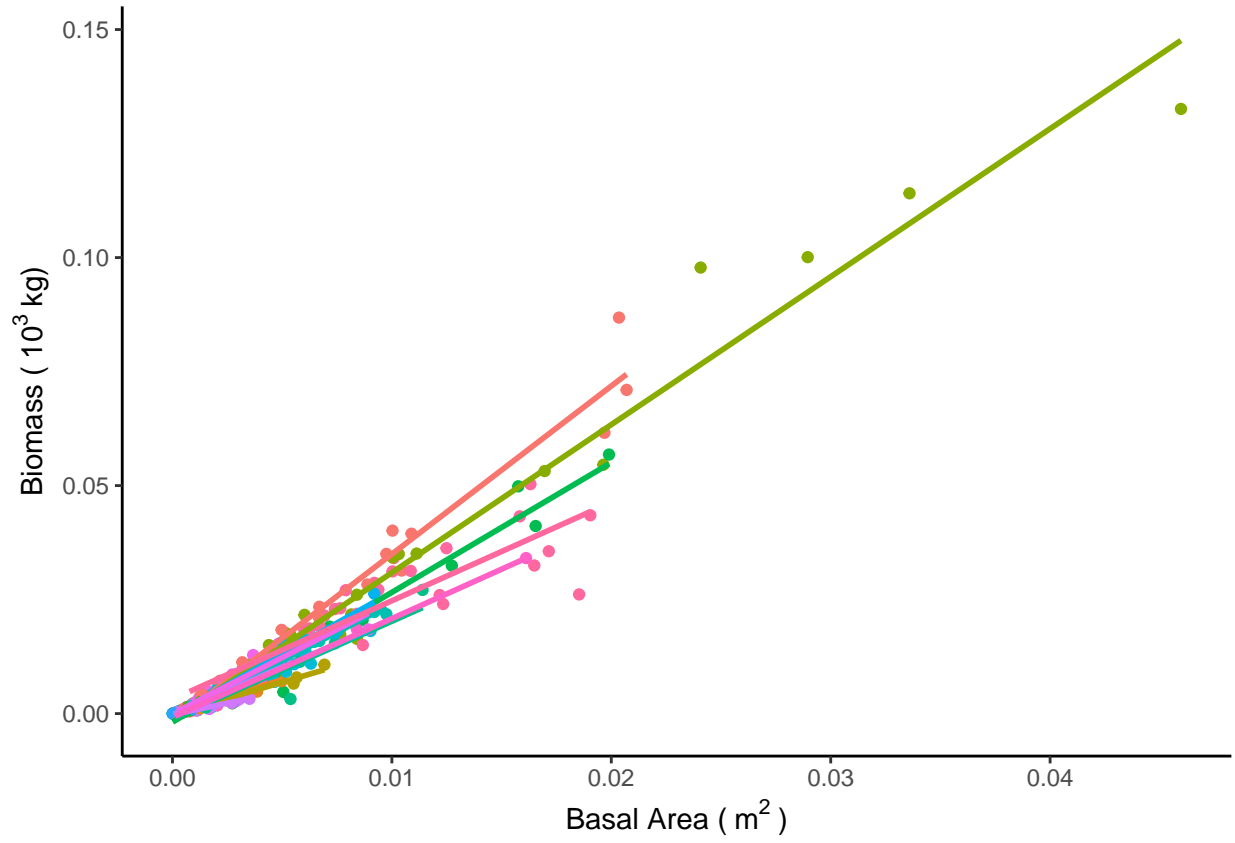
Tree allometric relationships

```
## 'geom_smooth()' using formula 'y ~ x'
```



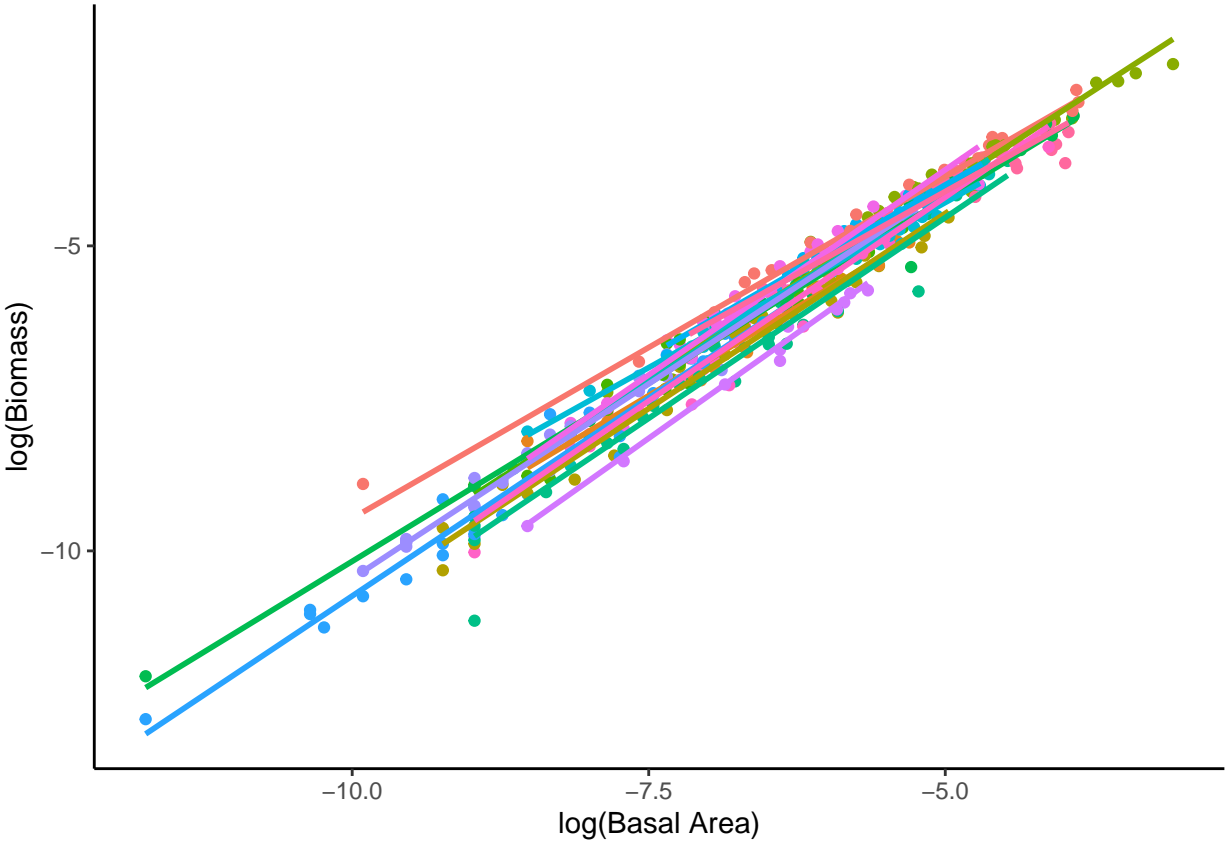
Tree species-specific allometric relationship

```
## 'geom_smooth()' using formula 'y ~ x'
```



Tree species-specific allometric relationship log - log transformed

```
## 'geom_smooth()' using formula 'y ~ x'
```



Model summary

	Estimate	Std Error	t-value	p-value
(Intercept)	1.736	0.220	7.904	0.000
log(BA)	1.120	0.037	29.895	0.000
SpeciesCastanopsis eyrei	-0.505	0.534	-0.946	0.345
SpeciesCastanopsis fargesii	-0.694	0.263	-2.641	0.009
SpeciesCastanopsis sclerophylla	0.196	0.345	0.566	0.571
SpeciesChoerospondias axillaris	0.540	0.300	1.802	0.072
SpeciesCyclobalanopsis glauca	0.321	0.424	0.757	0.449
SpeciesCyclobalanopsis myrsinaefolia	-0.018	0.294	-0.061	0.952
SpeciesKoelreuteria bipinnata	0.309	0.353	0.875	0.382
SpeciesLiquidambar formosana	0.556	0.423	1.315	0.189
SpeciesLithocarpus glaber	-0.613	0.394	-1.556	0.120
SpeciesNyssa sinensis	-0.127	0.523	-0.243	0.808
SpeciesQuercus fabri	0.510	0.390	1.307	0.192
SpeciesQuercus serrata	0.571	0.384	1.486	0.138
SpeciesRhus chinensis	0.445	0.652	0.683	0.495
SpeciesSapindus mukorossi	1.237	0.414	2.991	0.003
SpeciesSapium sebiferum	0.743	0.384	1.933	0.054
SpeciesSchima superba	-0.418	0.363	-1.151	0.250
log(BA):SpeciesCastanopsis eyrei	0.038	0.081	0.470	0.639
log(BA):SpeciesCastanopsis sclerophylla	0.160	0.054	2.977	0.003
log(BA):SpeciesChoerospondias axillaris	0.142	0.053	2.664	0.008
log(BA):SpeciesCyclobalanopsis glauca	0.121	0.064	1.894	0.059
log(BA):SpeciesCyclobalanopsis myrsinaefolia	0.069	0.048	1.435	0.152
log(BA):SpeciesKoelreuteria bipinnata	0.196	0.054	3.662	0.000
log(BA):SpeciesLiquidambar formosana	0.148	0.070	2.122	0.034
log(BA):SpeciesLithocarpus glaber	-0.038	0.065	-0.577	0.564
log(BA):SpeciesNyssa sinensis	0.002	0.092	0.019	0.985
log(BA):SpeciesQuercus fabri	0.178	0.053	3.356	0.001
log(BA):SpeciesQuercus serrata	0.156	0.054	2.888	0.004
log(BA):SpeciesRhus chinensis	0.258	0.100	2.568	0.011
log(BA):SpeciesSapindus mukorossi	0.225	0.064	3.504	0.001
log(BA):SpeciesSapium sebiferum	0.216	0.060	3.592	0.000
log(BA):SpeciesSchima superba	-0.035	0.068	-0.510	0.611

Model fit

